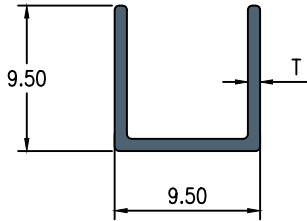


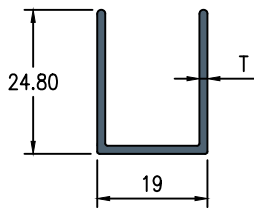
EXTRA ORDINARY

U CHANNEL



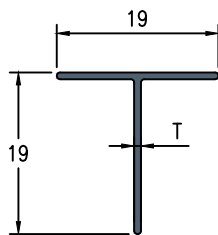
NO.	SECTION NO.	W	H	T	WEIGHT KG/12'
1	HD - 90039	9.50	9.50	0.80	0.200 - 0.250

U CHANNEL



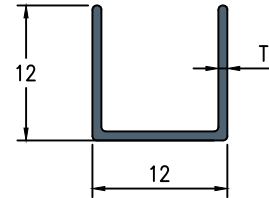
NO.	SECTION NO.	W	H	T	WEIGHT KG/12'
1	HD - 90041	19.00	24.80	1.40	0.900 - 1.100

T PATTI



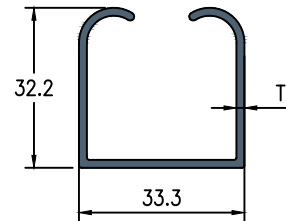
NO.	SECTION NO.	W	H	T	WEIGHT KG/12'
1	HD - 90060	19.00	19.00	0.80	0.300 - 0.400

U CHANNEL



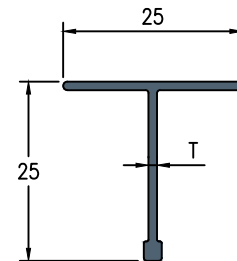
NO.	SECTION NO.	W	H	T	WEIGHT KG/12'
1	HD - 90040	12.00	12.00	0.80	0.260 - 0.300

SLIDING CHANNEL



NO.	SECTION NO.	W	H	T	WEIGHT KG/12'
1	HD - 90095	33.30	32.20	1.60	1.700 - 2.000

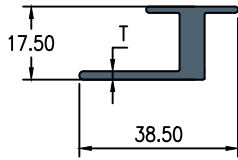
BULB T



NO.	SECTION NO.	W	H	T	WEIGHT KG/12'
1	HD - 90070	25.00	25.00	1.20	0.600 - 0.800

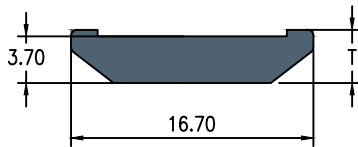
EXTRA ORDINARY

J CHANNEL



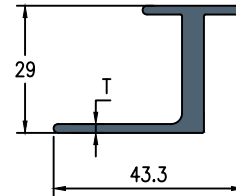
NO.	SECTION NO.	W	H	T	WEIGHT KG/12'
1	HD - 90085	38.00	17.50	2.00	1.700 - 1.800

PESTING PATTI



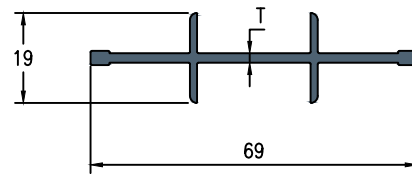
NO.	SECTION NO.	W	H	T	WEIGHT KG/12'
1	HD - 10570	16.70	3.70	3.20	0.500 - 0.600

J CHANNEL



NO.	SECTION NO.	W	H	T	WEIGHT KG/12'
1	HD - 90090	43.30	29.00	2.00	2.600 - 2.800

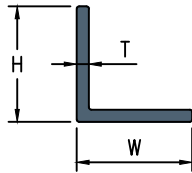
H SLOT



NO.	SECTION NO.	W	H	T	WEIGHT KG/12'
1	HD - 90050	69.00	19.00	2.00	1.900 - 2.100

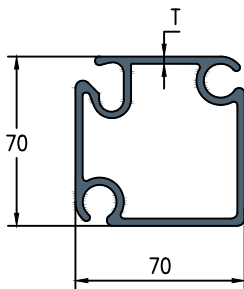
EXTRA ORDINARY

EQUAL ANGLE



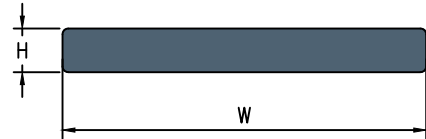
NO.	SECTION NO.	W	H	T	WEIGHT KG/12'
1	HD - 10950	19.00	19.00	2.00	0.700 - 0.900
2	HD - 10953	25.00	25.00	2.00	0.900 - 1.100
3	HD - 10953.2	25.00	25.00	2.00	0.900 - 1.000
4	HD - 10954	30.00	30.00	2.00	1.050 - 1.200
5	HD - 10955	30.00	30.00	3.00	1.600 - 1.700
6	HD - 10951.1	38.00	38.00	1.90	1.300 - 1.500
7	HD - 10951	38.00	38.00	3.00	2.100 - 2.300
8	HD - 10956	40.00	40.00	2.00	1.400 - 1.550
9	HD - 10956.1	40.00	40.00	2.80	1.950 - 2.150
10	HD - 10957	40.00	40.00	3.00	2.100 - 2.300
11	HD - 10958	40.00	40.00	4.00	2.800 - 3.050
12	HD - 10960	50.00	50.00	2.00	1.800 - 2.000
13	HD - 10952	50.00	50.00	3.00	2.800 - 3.000
14	HD - 10962	75.00	75.00	3.00	4.000 - 4.400

TENT HORIZONTAL BRACKET



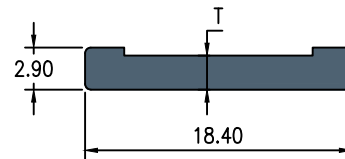
NO.	SECTION NO.	W	H	T	WEIGHT KG/12'
1	HD - 70100	70.00	70.00	3.00	9.900 - 10.500

FLAT BAR



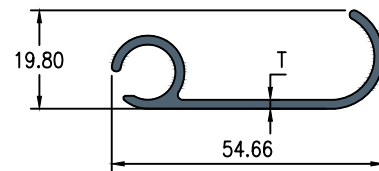
NO.	SECTION NO.	W	H	T	WEIGHT KG/12'
1	HD - 10899	25.00	3.00	3.00	0.700 - 0.750
2	HD - 10900	25.00	3.00	3.00	0.700 - 0.900
3	HD - 10901	25.00	5.00	5.00	1.200 - 1.400
4	HD - 10902	35.00	3.00	3.00	1.000 - 1.200

FLAT PATTI



NO.	SECTION NO.	W	H	T	WEIGHT KG/12'
1	HD - 10580	18.40	2.90	2.35	0.450 - 0.550

TENT CLIP



NO.	SECTION NO.	W	H	T	WEIGHT KG/12'
1	HD - 70110	54.66	19.80	1.80	1.700 - 1.900