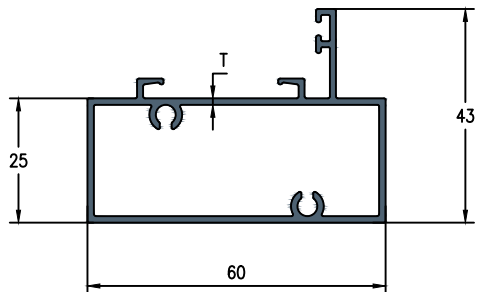
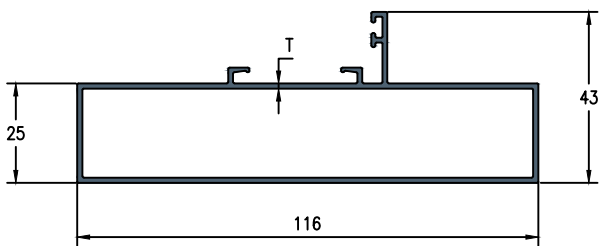


### 60X25 MM COMBO



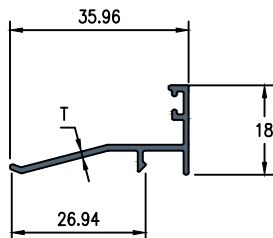
N0.	SECTION NO.	W	H	T	WEIGHT KG/12'
1	HD - 40055	60.00	25.00	1.30	2.800 - 3.100

### 116X25 MM COMBO



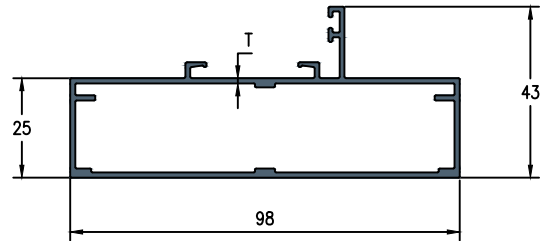
N0.	SECTION NO.	W	H	T	WEIGHT KG/12'
1	HD - 40065	116.00	25.00	1.30	4.000 - 4.400

### 40 MM CLIP 3GU



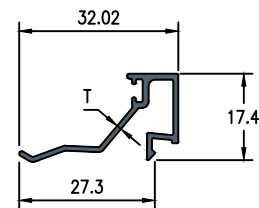
N0.	SECTION NO.	W	H	T	WEIGHT KG/12'
1	HD - 40073	35.96	18.00	1.20	0.700 - 0.800

### 98X25 MM COMBO



N0.	SECTION NO.	W	H	T	WEIGHT KG/12'
1	HD - 40060	98.00	25.00	1.30	3.800 - 4.200

### 40 MM CLIP DGU



N0.	SECTION NO.	W	H	T	WEIGHT KG/12'
1	HD - 40070	32.02	17.40	1.00	0.700 - 0.800